













PMEX UPDATE

<p>BUY</p>  <p>CRUDE10-MY26 99.33 5.21% Expiry 20/Apr/26 Remaining 11 Days</p> <table border="1"> <tr><td>Entry</td><td>98.25 - 99</td></tr> <tr><td>Stoploss</td><td>96.93</td></tr> <tr><td>Take Profit</td><td>101.09 - 101.51</td></tr> </table>	Entry	98.25 - 99	Stoploss	96.93	Take Profit	101.09 - 101.51	<p>SELL</p>  <p>NGAS1K-MY26 2.7280 0.15% Expiry 27/Apr/26 Remaining 18 Days</p> <table border="1"> <tr><td>Entry</td><td>2.76 - 2.75</td></tr> <tr><td>Stoploss</td><td>2.81</td></tr> <tr><td>Take Profit</td><td>2.73 - 2.72</td></tr> </table>	Entry	2.76 - 2.75	Stoploss	2.81	Take Profit	2.73 - 2.72	<p>BUY</p>  <p>GO10Z-JU26 4,769.55 -0.16% Expiry 27/May/26 Remaining 48 Days</p> <table border="1"> <tr><td>Entry</td><td>4766 - 4772</td></tr> <tr><td>Stoploss</td><td>4732.22</td></tr> <tr><td>Take Profit</td><td>4786 - 4803</td></tr> </table>	Entry	4766 - 4772	Stoploss	4732.22	Take Profit	4786 - 4803	<p>N/A</p>  <p>SL10-MA26 74.36 Expiry Remaining</p> <table border="1"> <tr><td>Entry</td><td>---</td></tr> <tr><td>Stoploss</td><td>#VALUE!</td></tr> <tr><td>Take Profit</td><td>---</td></tr> </table>	Entry	---	Stoploss	#VALUE!	Take Profit	---
Entry	98.25 - 99																										
Stoploss	96.93																										
Take Profit	101.09 - 101.51																										
Entry	2.76 - 2.75																										
Stoploss	2.81																										
Take Profit	2.73 - 2.72																										
Entry	4766 - 4772																										
Stoploss	4732.22																										
Take Profit	4786 - 4803																										
Entry	---																										
Stoploss	#VALUE!																										
Take Profit	---																										
<p>BUY</p>  <p>PLATINUM5-JY26 2,052.95 -0.70% Expiry 26/Jun/26 Remaining 78 Days</p> <table border="1"> <tr><td>Entry</td><td>2033 - 2041</td></tr> <tr><td>Stoploss</td><td>2006.43</td></tr> <tr><td>Take Profit</td><td>2060 - 2070</td></tr> </table>	Entry	2033 - 2041	Stoploss	2006.43	Take Profit	2060 - 2070	<p>SELL</p>  <p>COPPER-MY26 5.6985 -1.36% Expiry 28/Apr/26 Remaining 19 Days</p> <table border="1"> <tr><td>Entry</td><td>5.71 - 5.69</td></tr> <tr><td>Stoploss</td><td>5.75</td></tr> <tr><td>Take Profit</td><td>5.67 - 5.65</td></tr> </table>	Entry	5.71 - 5.69	Stoploss	5.75	Take Profit	5.67 - 5.65	<p>SELL</p>  <p>ICOTTON-MY26 71.07 -0.84% Expiry 22/Apr/26 Remaining 13 Days</p> <table border="1"> <tr><td>Entry</td><td>71.31 - 71.18</td></tr> <tr><td>Stoploss</td><td>71.45</td></tr> <tr><td>Take Profit</td><td>70.82 - 70.5</td></tr> </table>	Entry	71.31 - 71.18	Stoploss	71.45	Take Profit	70.82 - 70.5	<p>BUY</p>  <p>DJ-JU26 47,912 -0.48% Expiry 17/Jun/26 Remaining 69 Days</p> <table border="1"> <tr><td>Entry</td><td>48019 - 48075</td></tr> <tr><td>Stoploss</td><td>47714.23</td></tr> <tr><td>Take Profit</td><td>48294 - 48428</td></tr> </table>	Entry	48019 - 48075	Stoploss	47714.23	Take Profit	48294 - 48428
Entry	2033 - 2041																										
Stoploss	2006.43																										
Take Profit	2060 - 2070																										
Entry	5.71 - 5.69																										
Stoploss	5.75																										
Take Profit	5.67 - 5.65																										
Entry	71.31 - 71.18																										
Stoploss	71.45																										
Take Profit	70.82 - 70.5																										
Entry	48019 - 48075																										
Stoploss	47714.23																										
Take Profit	48294 - 48428																										
<p>BUY</p>  <p>SP500-JU26 6,797 -0.39% Expiry 17/Jun/26 Remaining 69 Days</p> <table border="1"> <tr><td>Entry</td><td>6821 - 6828</td></tr> <tr><td>Stoploss</td><td>6770.81</td></tr> <tr><td>Take Profit</td><td>6860 - 6875</td></tr> </table>	Entry	6821 - 6828	Stoploss	6770.81	Take Profit	6860 - 6875	<p>SELL</p>  <p>NSDQ100-JU26 24,988 -0.35% Expiry 17/Jun/26 Remaining 69 Days</p> <table border="1"> <tr><td>Entry</td><td>25094 - 25018</td></tr> <tr><td>Stoploss</td><td>25340.15</td></tr> <tr><td>Take Profit</td><td>24879 - 24801</td></tr> </table>	Entry	25094 - 25018	Stoploss	25340.15	Take Profit	24879 - 24801	<p>BUY</p>  <p>GOLDUSDJPY-MY26 158.95 0.25% Expiry 28/Apr/26 Remaining 19 Days</p> <table border="1"> <tr><td>Entry</td><td>158.76 - 158.86</td></tr> <tr><td>Stoploss</td><td>158.44</td></tr> <tr><td>Take Profit</td><td>159.03 - 159.15</td></tr> </table>	Entry	158.76 - 158.86	Stoploss	158.44	Take Profit	159.03 - 159.15	<p>BUY</p>  <p>GOLDEURUSD-MY26 1.1682 0.17% Expiry 28/Apr/26 Remaining 19 Days</p> <table border="1"> <tr><td>Entry</td><td>1.1677 - 1.1681</td></tr> <tr><td>Stoploss</td><td>1.166</td></tr> <tr><td>Take Profit</td><td>1.1698 - 1.1713</td></tr> </table>	Entry	1.1677 - 1.1681	Stoploss	1.166	Take Profit	1.1698 - 1.1713
Entry	6821 - 6828																										
Stoploss	6770.81																										
Take Profit	6860 - 6875																										
Entry	25094 - 25018																										
Stoploss	25340.15																										
Take Profit	24879 - 24801																										
Entry	158.76 - 158.86																										
Stoploss	158.44																										
Take Profit	159.03 - 159.15																										
Entry	1.1677 - 1.1681																										
Stoploss	1.166																										
Take Profit	1.1698 - 1.1713																										

Major Headlines

UAE oil chief says Strait of Hormuz remains closed

The Strait of Hormuz remains closed as Iran continues to restrict access and prevent energy flows to global markets, according to Sultan Al Jaber, chief executive officer of Abu Dhabi National Oil Co., the largest oil producer in the United Arab Emirates. Al Jaber said on LinkedIn that Tehran's requirement for supervised transits is unacceptable. "Conditional passage is not passage. It is control by another name," he stated. [see more...](#)

Gold Slides Below Mean as \$4,700 Support Comes Into Focus

The market is now rotating lower toward the Daily Buy 1 level at \$4703, which becomes the next high-probability demand zone. A test of this level aligns with the current cycle window into April 10–12, suggesting a potential exhaustion of selling pressure and setup for the next directional move. If price stabilizes and holds this zone, the VC PMI indicates a reversion back toward the mean (\$4795), with a potential continuation toward Sell 1 (\$4870) if bullish momentum is reestablished. [see more...](#)

Stocks surge, oil dives below \$100 as Iran ceasefire sparks relief rally

Oil prices sank below \$100 a barrel and stocks and bonds surged on Wednesday, after U.S. President Donald Trump announced a two-week ceasefire with Iran that brought some relief to markets on hopes for a resumption of oil and gas flows through the Strait of Hormuz. Trump announced the ceasefire less than two hours before his deadline for Iran to reopen the strait or face devastating attacks on its civilian [see more...](#)

USD/JPY Price Forecast: Symmetrical Triangle breakdown below 159.00 warrants more downside

The USD/JPY pair trades 0.9% lower to near 158.20 during the European trading session on Wednesday. The pair faces intense selling pressure as the US Dollar (USD) underperforms across the board, following the announcement of a two-week ceasefire between the United States (US) and Iran. Earlier in the day, US President Donald Trump announced that he had suspended planned attacks on Iranian civilian [see more...](#)

EUR/USD Price Forecast: Posts fresh monthly high around 1.1700

Market sentiment turns favorable for risk-sensitive assets on a temporary ceasefire between the United States and Iran. US President Donald Trump announced that he has suspended planned attacks on Iranian civilian infrastructure as Tehran has agreed to reopen the Strait of Hormuz. On the macro front, Eurozone Retail Sales data contracts 0.2% Month-on-Month (MoM) in February, faster than the previous reading of 0.1%. [see more...](#)

US Dollar Index (DXY) picks up to 99.00 with Iran's ceasefire into question

The US Dollar (USD) has trimmed some losses to consolidate right above the 99.00 level on Thursday, after bouncing from lows at 98.50 on Wednesday. The safe-haven US Dollar has picked up as investors come to terms with the fragility of the ceasefire in Iran. A few hours after the ceasefire was announced, Iranian authorities closed the Strait of Hormuz in retaliation for a massive attack by Israel in Lebanon. [see more...](#)

Economic Calendar

Event	Date	Time	Currency	Importance	Actual	Forecast	Previous
Core PCE Price Index (MoM) (Feb)	9/4/2026	5:30 PM	USD	High volatility		0.40%	0.40%
Core PCE Price Index (YoY) (Feb)	9/4/2026	5:30 PM	USD	High volatility		3.00%	3.10%
GDP (QoQ) (Q4)	9/4/2026	5:30 PM	USD	High volatility		0.70%	4.40%
Initial Jobless Claims	9/4/2026	5:30 PM	USD	High volatility		210K	202K

FOREX MARKETS' STATISTICS

Forex Market Hours



Note: This chart shows the normal forex trading times of all the major forex trading centers across the globe in Pakistan Standard Time.

Forex Turnover by Counterparty



Markets' Share in Total Forex Turnover



Most Traded Currency Pairs



Sources: ACPL Research, Forexmarkethours, Dailyfx, Ig

DISCLAIMER

This report has been prepared by Abbasi and Company (Private) Limited and is provided for information purposes only. Abbasi and Company (Private) Limited (ACPL) is engaged in brokerage business of commodities futures in Pakistan and to provide the trading/ execution facility on Pakistan Mercantile Exchange (PMEX). There is risk of loss in trading in derivatives (futures). The author, directors and other employees of Abbasi and Company (Private) Limited and its affiliates cannot be held responsible for any loss in trading. Futures; futures on margin carries a high level of risk and may not be suitable for all investors. The high degree of leverage can work against the investor/ traders. Before deciding to invest in Commodity derivatives, you should carefully consider your investment objectives, level of experience, and risk appetite. The possibility exists that you could sustain a loss of some or all of your initial investment and therefore you should not invest money that you cannot afford to lose. You should be aware of all the risks associated with futures trading in commodities and other financial products. We take no responsibility for any loss made in investment on any instruments through us. In any event Abbasi and Company (Private) Limited, its affiliates, agents will not be liable to anyone for any decision made or action taken for investment/trading. Abbasi and Company (Private) Limited, its affiliates, directors and employees cannot be held responsible for any loss in trading due to any problem in connectivity; failure of system; technical problem in the software or any other reason whatever.

All the reports/ recommendations/ trading calls/ opinions are advisory in nature and contains the opinions of the author, which are not to be construed as investment advices. The author, directors and other employees of Abbasi and Company (Private) Limited and its affiliates cannot be held responsible for the accuracy of the information presented herein or for the results of the positions taken based on the opinions expressed in the reports/ views from Abbasi and Company (Private) Limited. All the views/ recommendations/ trading calls and opinions are based on the information, which are believed to be accurate and no assurance can be given for the accuracy of these information.

Derivatives trading involve substantial risk. The valuation of the underlying may fluctuate, and as a result, clients may lose their entire original investment. In no event should the content of this research report be construed as an express or an implied promise, guarantee or implication by, or from, Abbasi and Company (Private) Limited that you will profit or that losses can, or will be, limited in any manner whatsoever. Past results are no indication of future performance. The information provided in this report is intended solely for informative purposes and is obtained from sources believed to be reliable. Information is in no way guaranteed. No guarantee of any kind is implied or possible where projections of future conditions are attempted. Investments in securities market are subject to market risks, read all the related documents carefully before investing.

All rights reserved by Abbasi and Company (Private) Limited. This report or any portion hereof may not be reproduced, distributed, or published by any person for any purpose whatsoever. Nor can it be sent to a third party without prior consent of Abbasi and Company (Private) Limited. Action could be taken for unauthorized reproduction, distribution, or publication.

The research analyst, primarily involved in the preparation of this report, certifies that (1) the views expressed in this report accurately reflect his/her personal views about the subject commodity/index /currency pair and (2) no part of his/her compensation was, is or will be directly or indirectly related to the specific recommendations or views expressed in this report.

DISCLOSURE

Following exchange rates are used to convert investment and profit values:

- USD/PKR: 280.10
- JPY/PKR: 1.97

To arrive at our Target Price, Abbasi & Company (Private) Limited uses following methods:

- Technical Analysis
- Fundamental Analysis

Furthermore, profit and returns are inclusive of all expenses including PMEX Fee, ACPL Fee & Sales Tax

RESEARCH DISSEMINATION POLICY

Abbasi & Company (Private) Limited endeavors to make all reasonable efforts to disseminate research to all eligible clients in a timely manner through either physical or electronic distribution such as email, fax mail etc. Nevertheless, all clients may not receive the material at the same time.

PREPARED BY

Muhammad Rashid Nawaz
Phone: (+92) 42 38302028
Ext: 118
Email: umairjaved@abbasiandcompany.com

RESEARCH DEPARTMENT

6 - Shadman, Lahore
Phone: (+92) 42 38302028; Ext: 116, 117
Email: research@abbasiandcompany.com
web: www.abbasiandcompany.com

HEAD OFFICE

6 - Shadman, Lahore
Phone: (+92) 42 38302028
Email: support@abbasiandcompany.com
web: www.abbasiandcompany.com